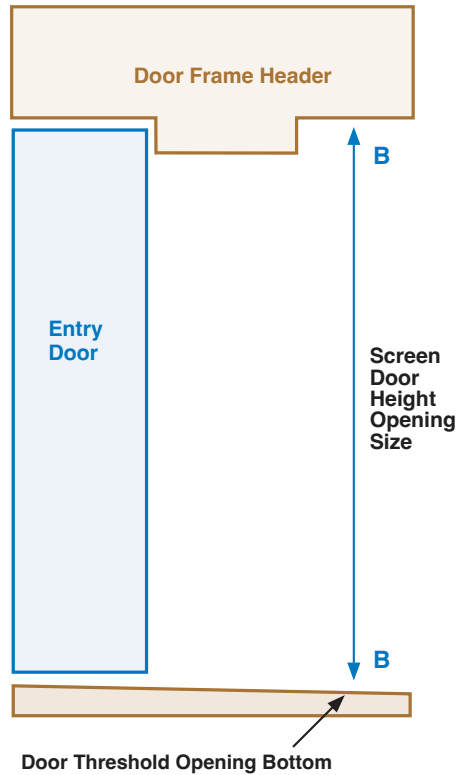
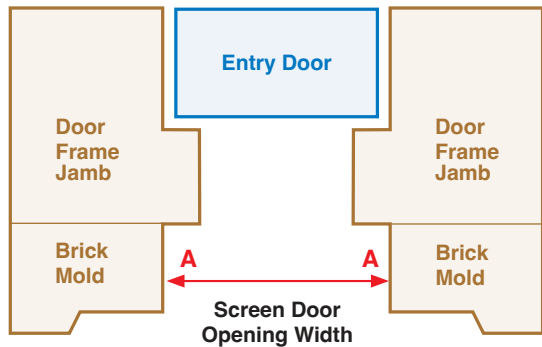




**Bahama Screens®**  
 3672 Silliman St.  
 New Waterford, Ohio 44445

**Contact information**  
 Phone: (305) 962-6581  
 Email: sales@bahamascreensanddoors.com  
 Web: bahamascreensanddoors.com

## Screen Door Measuring Sheet



**A.** For width, measure the top, middle and bottom of the Door Frame.

**B.** For height, measure the left and right side of the Door Frame.

### Screen Door Width Opening Size

Measure width from **A** to **A**. Measure the top, middle and bottom of the Door Frame in between the Brick Mold. Use the smallest dimension, then deduct 1/2".

**A.** Width \_\_\_\_\_ - 1/2 in. = \_\_\_\_\_ total in.

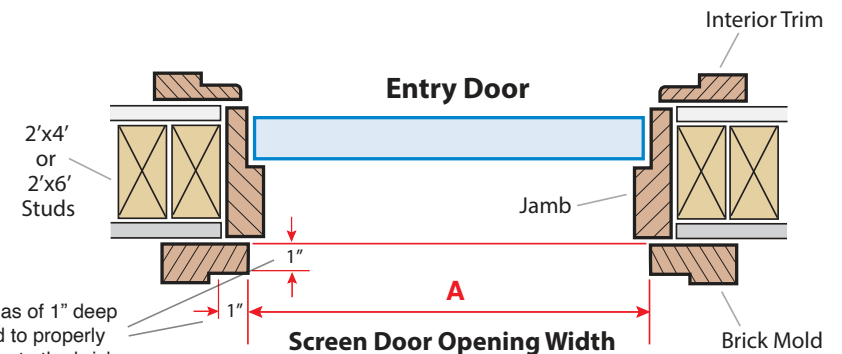
### Screen Door Height Opening Size

Measure height from **B** to **B**. Measure the left and right side of the Door Frame - Header Height to Threshold. Use the smallest dimension, then deduct 3/4".

**B.** Height \_\_\_\_\_ - 3/4 in. = \_\_\_\_\_ total in.

For **French Doors** please submit exact opening size and we will make necessary deductions as needed.

Note: It is recommended that photos of all doors that are measured are attached with your order.



NOTE: Flat surface areas of 1" deep and 1" wide are needed to properly install the screen door onto the brick mold (or door frame).