




**Bahama Screens®**  
 3672 Silliman St.  
 New Waterford, Ohio 44445


**Contact information**  
 Phone: (305) 962-6581  
 Email: sales@bahamascreensanddoors.com  
 Web: bahamascreensanddoors.com

*Manufacturer of the Bahama Hurricane, Security and Energy Saving Screens*

## Security Screens Measuring Sheet



Measuring Width Locations



Measuring Height Locations

### Inside Opening Mount

Measure the width and height of your window opening, using the smallest dimensions of the opening. Then deduct 1/4" to 3/8" from the width and height to allow enough space for the Bahama Screen frame and hardware to mount properly. (example...)

Width \_\_\_\_\_ -1/4 to -3/8 in. = \_\_\_\_\_ total inches    Height \_\_\_\_\_ -1/4 to -3/8 in. = \_\_\_\_\_ total inches

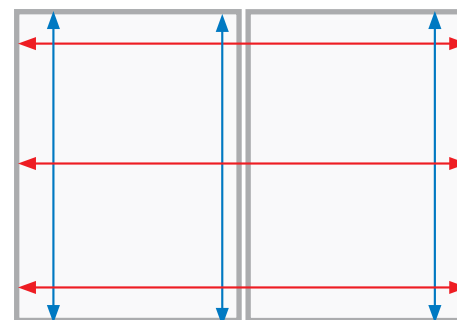
### Outside & Inside Mount

Measure the depth of the window opening from the window frame to the exterior of the opening. Measure width and height depths. (example...)

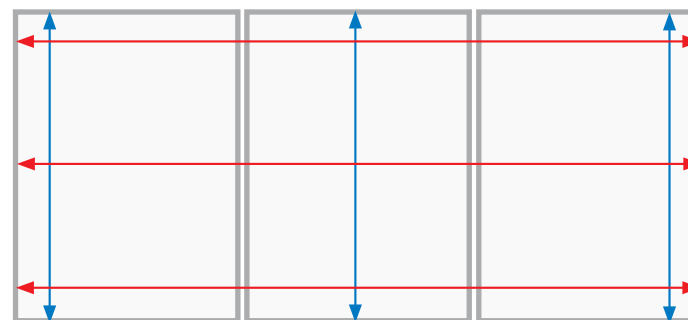
Width depth \_\_\_\_\_ inches

Height depth \_\_\_\_\_ inches

NOTE: It is recommended that photos of all windows that are measured are attached with your order.



Twin-Window Opening



Triple-Window Opening

NOTE for measurements of twin- or triple-windows: If the individual window openings are not the same width, provide measurements of each opening.

