




**Bahama Screens®**  
 3672 Silliman St.  
 New Waterford, Ohio 44445


**Contact information**  
 Phone: (305) 962-6581  
 Email: sales@bahamascreensanddoors.com  
 Web: bahamascreensanddoors.com

*Manufacturer of the Bahama Hurricane, Security and Energy Saving Screens*

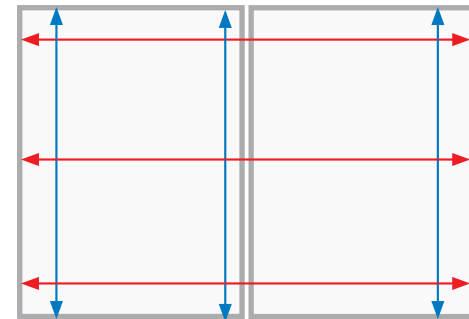
# Bahama Shutter Measuring Sheet



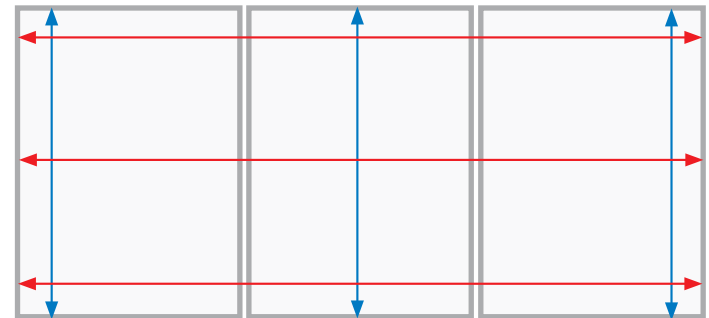
Measuring Width Locations



Measuring Height Locations



Twin-Window Opening



Triple-Window Opening

## Outside Surface Mount

Measure the width and height of your window opening, using the largest dimensions of the opening. Then add 3" to the width and add 3" to the height to allow enough overlap for the Bahama Screen frame and hardware to mount properly. (example...)

Width \_\_\_\_\_ + 3 in. = \_\_\_\_\_ total inches    Height \_\_\_\_\_ + 3 in. = \_\_\_\_\_ total inches

## Inside Opening Mount

Measure the width and height of your window opening, using the smallest dimensions of the opening. Then deduct 1/4" to 3/8" from the width and height to allow enough space for the Bahama Screen frame and hardware to mount properly. (example...)

Width \_\_\_\_\_ - 1/4 to -3/8 in. = \_\_\_\_\_ total inches    Height \_\_\_\_\_ - 1/4 to -3/8 in. = \_\_\_\_\_ total inches

## Outside & Inside Mount

Measure the depth of the window opening from the window frame to the exterior of the opening. Measure width and height depths. (example...)

Width depth \_\_\_\_\_ inches    Height depth \_\_\_\_\_ inches

NOTE: It is recommended that photos of all windows that are measured are attached with your order.

NOTE for measurements of twin- or triple-windows: If the individual window openings are not the same width, provide measurements of each opening.

